




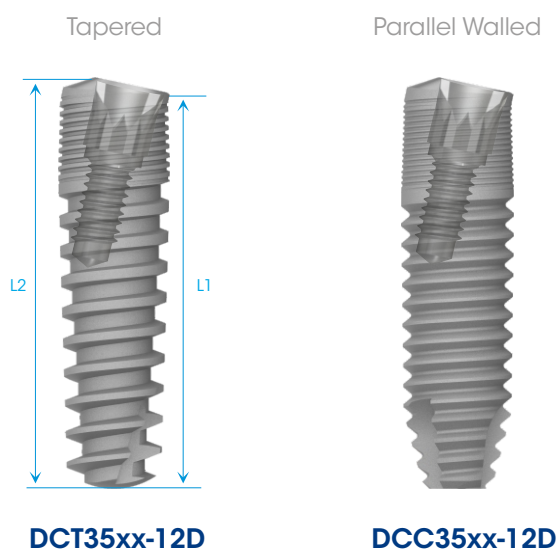
SOUTHERNIMPLANTS®

Innovative Treatment Solutions

DEEP CONICAL Implants
Product Catalogue



⚠ Restore with Ø3.0mm interface components



(where **xx** is implant length)

Implants are available in lengths of:

NOTE: Implant dimensions and information - page 33

ITEM CODE TAPERED	ITEM CODE PARALLEL WALLED	IMPLANT LENGTHS (in mm)	
		L1	L2
DCT3508-12D	DCC3508-12D	8.00	8.5
DCT3509-12D	DCC3509-12D	9.00	9.5
DCT3511-12D	DCC3511-12D	11.00	11.5
DCT3513-12D	DCC3513-12D	13.00	13.5
DCT3515-12D	DCC3515-12D	15.00	15.5

Surgical Components

Cover Screw

Healing Abutments

CS-DC3



HA-DC3-N

Ø3.0



4/6
lengths

HA-DC3

Ø3.5



2/4/6
lengths

HA-DC3-W

Ø4.0

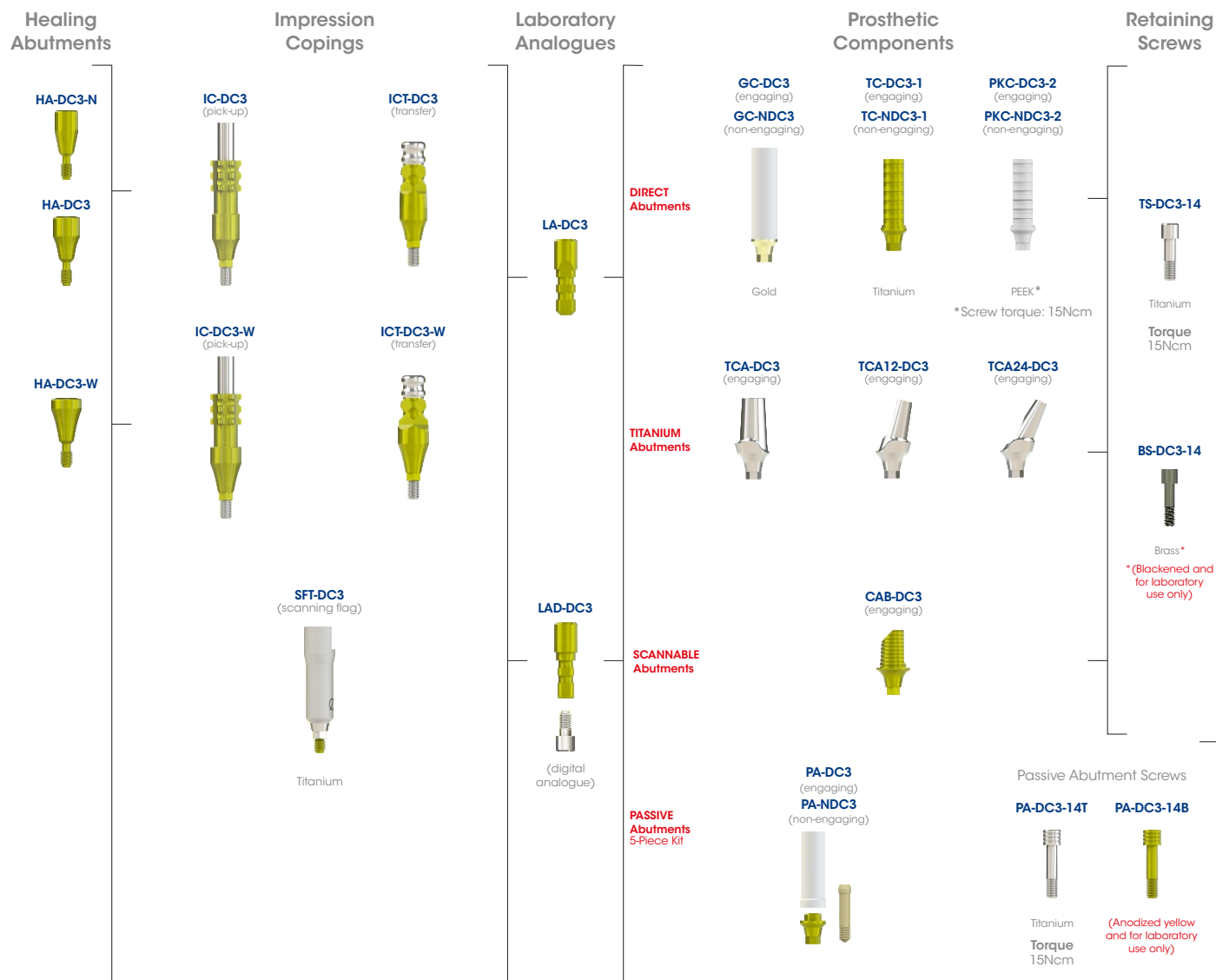


2/4/6
lengths

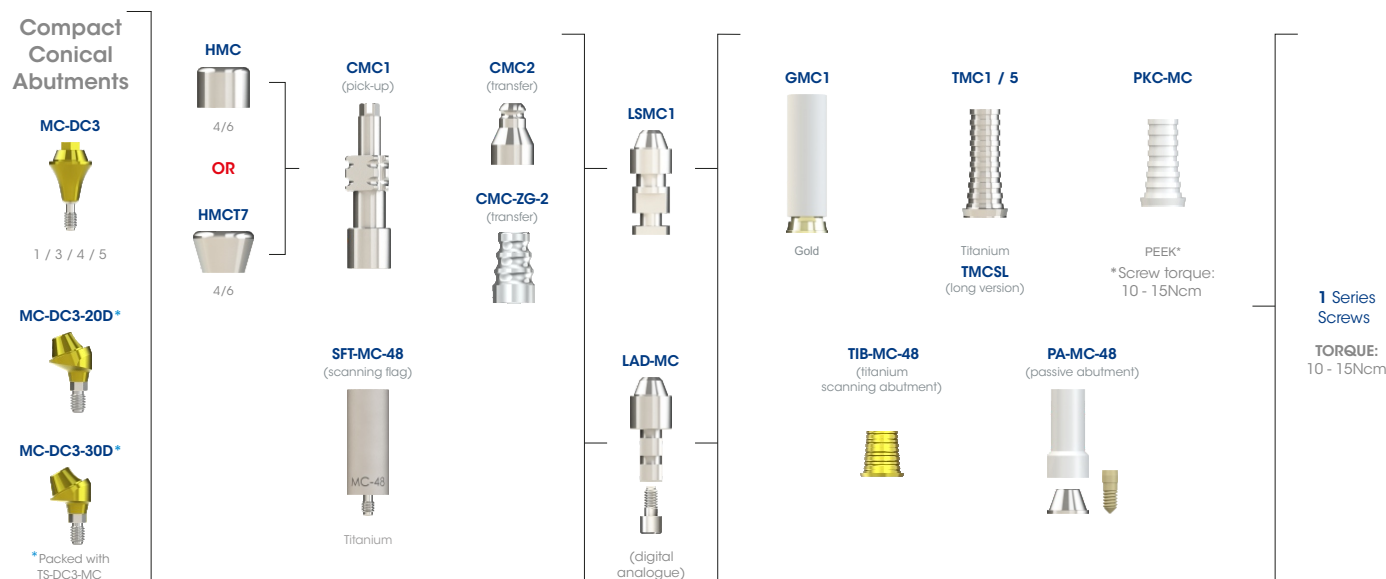
NOTE: TORQUE TO 10Ncm ONLY.

Prosthetic Flowchart

DIRECT



INDIRECT



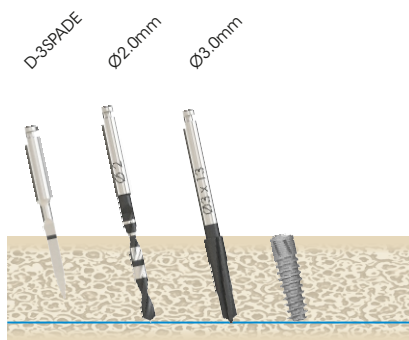
NOTE: Refer to CAT-1189 for Equator Overdenture Abutments.

Site Preparation Sequence

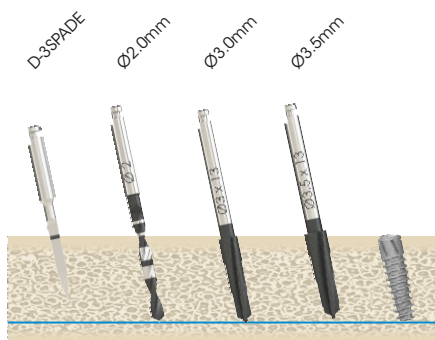
Ø3.5mm Tapered Co-Axis® (DCT30xx-12D)

(illustrations are for 13mm implants)

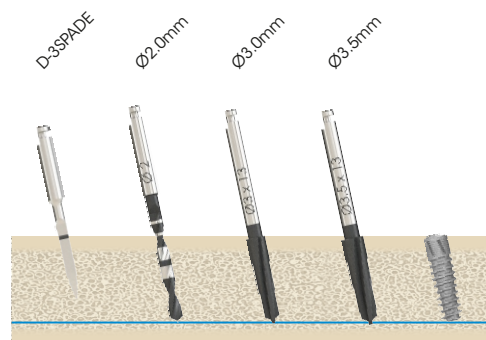
Soft Bone



Medium Bone

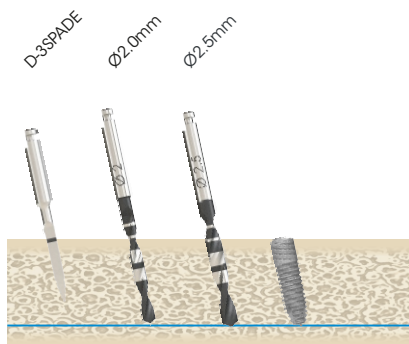


Dense Bone

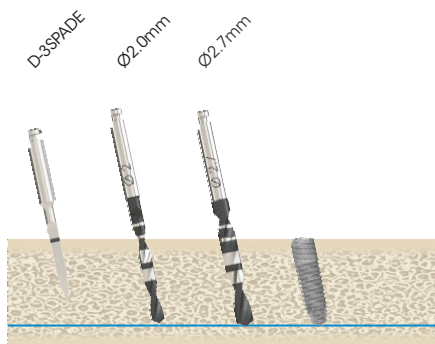


Ø3.5mm Cylindrical Co-Axis (DCC30xx-12D)

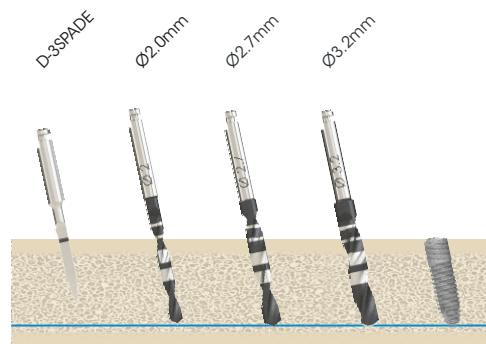
Soft Bone



Medium Bone

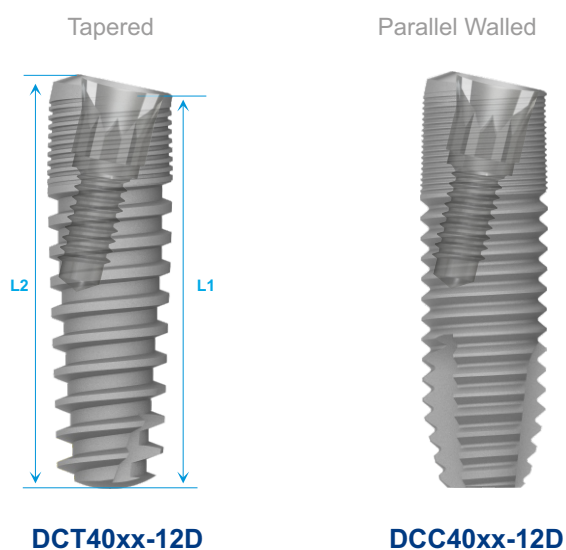


Dense Bone



NOTE: Site preparation sequence recommended by Southern Implants does not replace the judgement and experience of the surgeon.

Ø4.0mm Co-Axis® Implants (Tapered & Parallel Walled)



(where **xx** is implant length)

Implants are available in lengths of:

NOTE: Implant dimensions and information - page 33

ITEM CODE		IMPLANT LENGTHS (in mm)	
TAPERED	PARALLEL WALLED	L1	L2
DCT4008-12D	DCC4008-12D	8.00	8.6
DCT4009-12D	DCC4009-12D	9.00	9.6
DCT4011-12D	DCC4011-12D	11.00	11.6
DCT4013-12D	DCC4013-12D	13.00	13.6
DCT4015-12D	DCC4015-12D	15.00	15.6

Surgical Components

Cover Screw

Healing Abutments

CS-DC4



HA-DC4-N2

Ø4.0



HA-DC4

Ø4.5



4/6
lengths

HA-DC4-W

Ø5.5

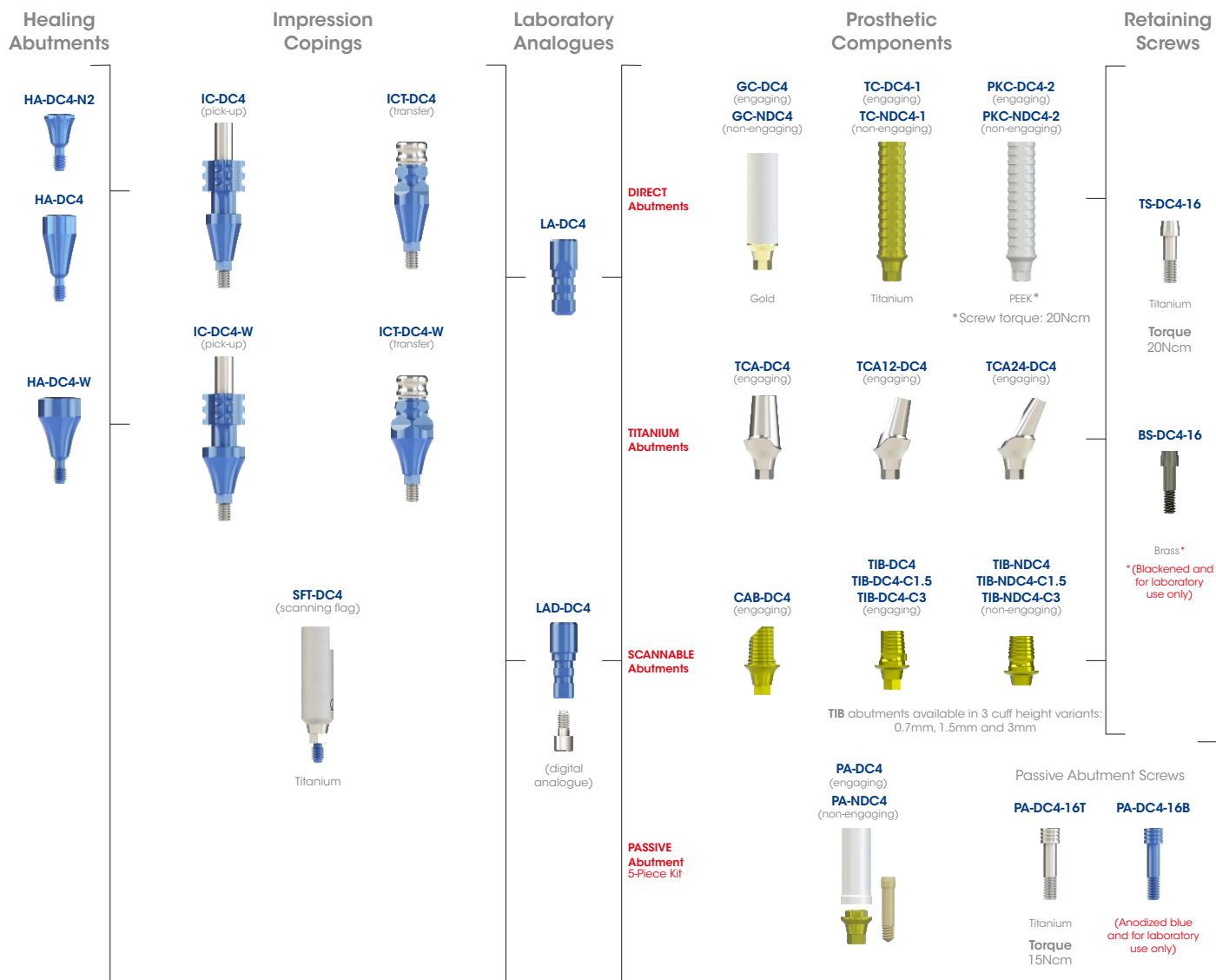


2/4/6
lengths

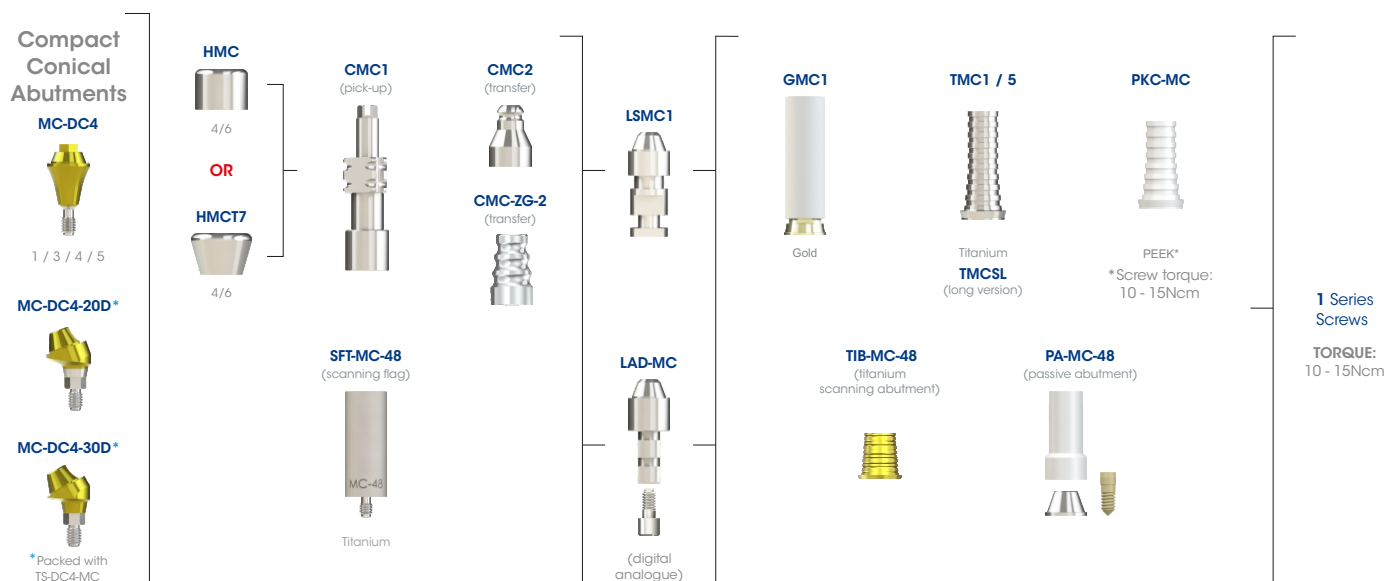
NOTE: TORQUE TO 10Ncm ONLY.

Prosthetic Flowchart

DIRECT



INDIRECT



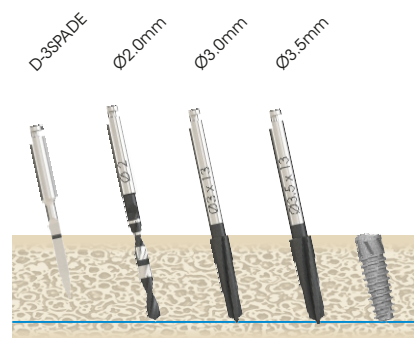
NOTE: Refer to CAT-1189 for Equator Overdenture Abutments.

Site Preparation Sequence

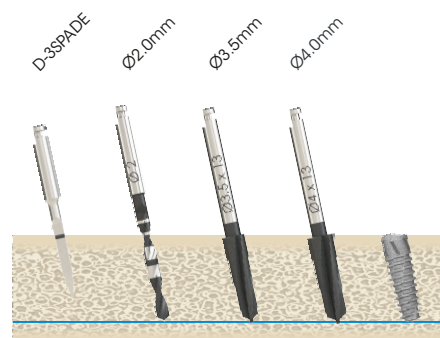
Ø4.0mm Tapered Co-Axis® (DCT40xx-12D)

(illustrations are for 13mm implants)

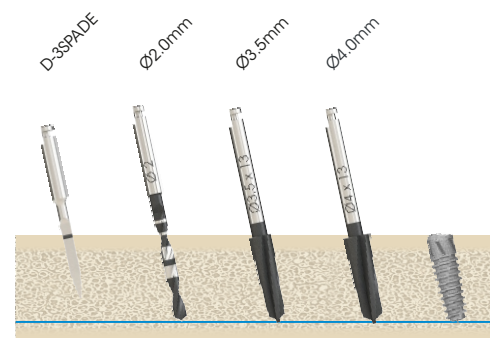
Soft Bone



Medium Bone

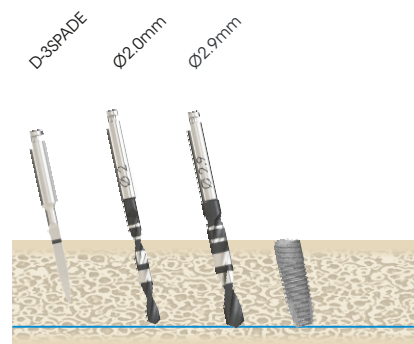


Dense Bone

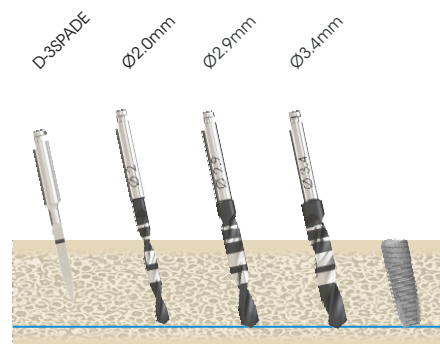


Ø4.0mm Cylindrical Co-Axis (DCC40xx-12D)

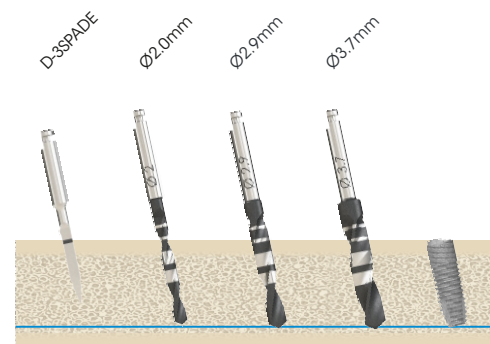
Soft Bone



Medium Bone

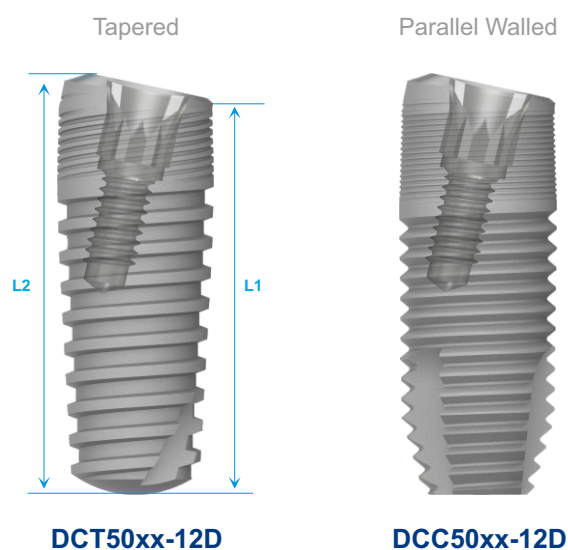


Dense Bone



NOTE: Site preparation sequence recommended by Southern Implants does not replace the judgement and experience of the surgeon.

⚠ Restore with Ø4.0mm interface components



(where **xx** is implant length)

Implants are available in lengths of:

NOTE: Implant dimensions and information - page 33

ITEM CODE		IMPLANT LENGTHS (in mm)	
TAPERED	PARALLEL WALLED	L1	L2
DCT5009-12D	DCC5009-12D	9.00	9.83
DCT5011-12D	DCC5011-12D	11.00	11.83
DCT5013-12D	DCC5013-12D	13.00	13.83
DCT5015-12D	DCC5015-12D	15.00	15.83

Surgical Components

Cover Screw

Healing Abutments

CS-DC4



HA-DC4-N2

Ø4.0



HA-DC4

Ø4.5



4/6 lengths

HA-DC4-W

Ø5.5



2/4/6 lengths

NOTE: TORQUE TO 10Ncm ONLY.

Prosthetic Flowchart

DIRECT

Healing Abutments

HA-DC4-N2



HA-DC4



HA-DC4-W



Impression Copings

IC-DC4
(pick-up)



IC-DC4-W
(pick-up)



SFT-DC4
(scanning flag)



Titanium

ICT-DC4
(transfer)



ICT-DC4-W
(transfer)



Laboratory Analogues

LA-DC4



LAD-DC4



(digital analogue)

Prosthetic Components

GC-DC4
(engaging)
GC-NDC4
(non-engaging)



Gold

TC-DC4-1
(engaging)
TC-NDC4-1
(non-engaging)



Titanium

PKC-DC4-2
(engaging)
PKC-NDC4-2
(non-engaging)



PEEK*

*Screw torque: 20Ncm



TCA-DC4
(engaging)



TCA12-DC4
(engaging)



TCA24-DC4
(engaging)



CAB-DC4
(engaging)



TIB-DC4
TIB-DC4-C1.5
TIB-DC4-C3
(engaging)



TIB-NDC4
TIB-NDC4-C1.5
TIB-NDC4-C3
(non-engaging)

TIB abutments available in 3 cuff height variants:
0.7mm, 1.5mm and 3mm

PA-DC4
(engaging)
PA-NDC4
(non-engaging)



Passive Abutment Screws

PA-DC4-16T



Titanium
Torque
15Ncm

PA-DC4-16B



(Anodized blue
and for laboratory
use only)

TS-DC4-16



Titanium

Torque
20Ncm

BS-DC4-16



Brass*

*(Blackened and
for laboratory
use only)

INDIRECT

Compact Conical Abutments

MC-DC4



1 / 3 / 4 / 5

MC-DC4-20D*



MC-DC4-30D*



*Packed with
TS-DC4-MC

HMC



4/6

OR



4/6

CMC1
(pick-up)



CMC2
(transfer)



CMC-ZG-2
(transfer)



LSMC1



LAD-MC



(digital analogue)

GMC1



Gold

TMC1 / 5



Titanium
TMCSL
(long version)

PKC-MC



PEEK*

*Screw torque:
10 - 15Ncm

TIB-MC-48
(titanium
scanning abutment)



PA-MC-48
(passive abutment)



1 Series
Screws

TORQUE:
10 - 15Ncm

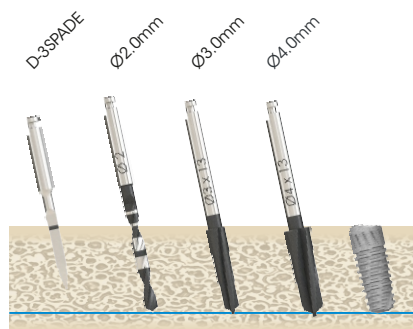
NOTE: Refer to CAT-1189 for Equator Overdenture Abutments.

Site Preparation Sequence

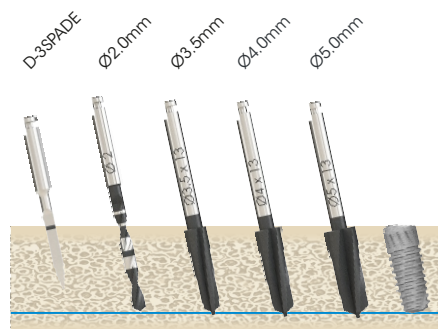
Ø5.0mm Tapered Co-Axis® (DCT50xx-12D)

(illustrations are for 13mm implants)

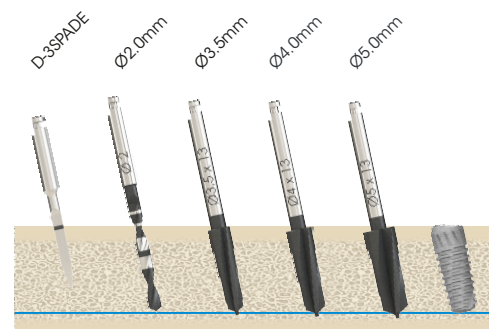
Soft Bone



Medium Bone

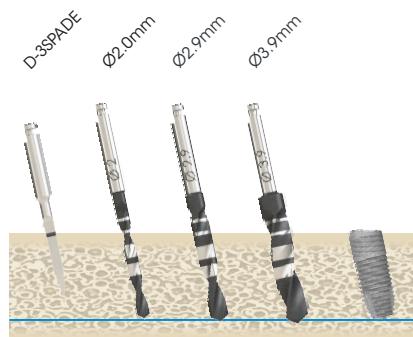


Dense Bone

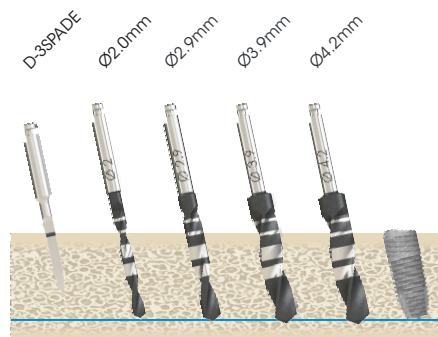


Ø5.0mm Cylindrical Co-Axis (DCC50xx-12D)

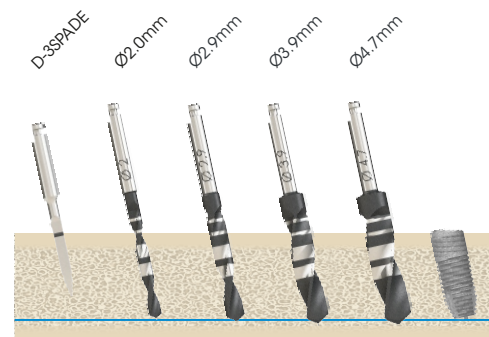
Soft Bone



Medium Bone



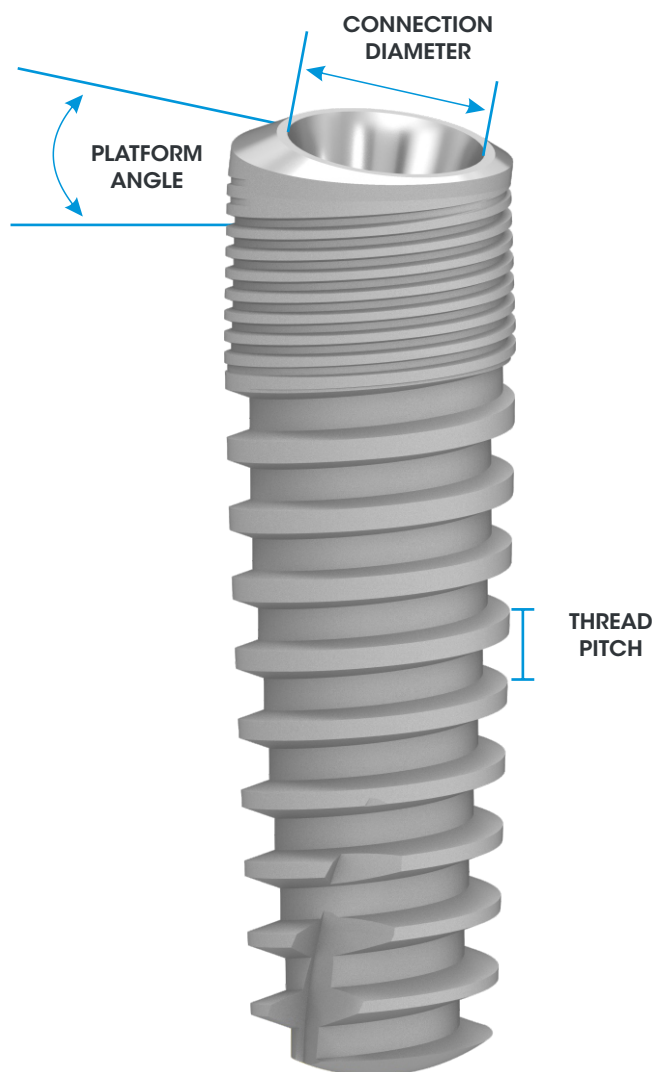
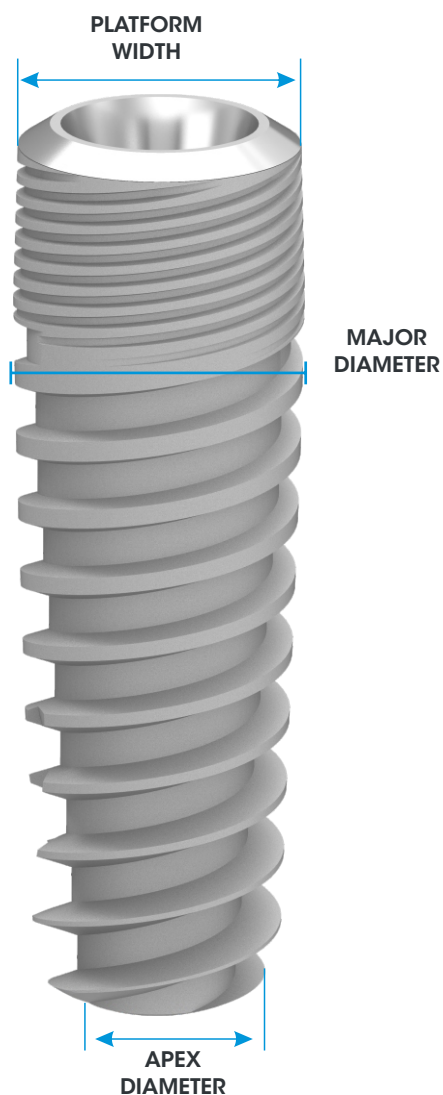
Dense Bone



NOTE: Site preparation sequence recommended by Southern Implants does not replace the judgement and experience of the surgeon.

IMPLANT DIMENSIONS AND INFORMATION

RANGE		MAJOR DIAMETER	PLATFORM WIDTH	PROSTHETICS	CONNECTION DIAMETER	THREAD PITCH	APEX DIAMETER	CYLINDRICAL OR TAPERED	PLATFORM ANGLE	IMPLANT LENGTHS					
										6	8	9	11	13	15
● DCT30	Ø3.0mm	3.14	3.02	●	2.30	2.0	2.7	T				✓	✓	✓	✓
● DCC30	Ø3.0mm	3.19	3.02	●	2.30	0.6	2.0	C					✓	✓	✓
● DCT35	Ø3.5mm	3.64	3.52	●	2.80	2.0	3.08	T			✓	✓	✓	✓	✓
● DCC35	Ø3.5mm	3.69	3.52	●	2.80	0.6	2.35	C			✓	✓	✓	✓	✓
● DCT40	Ø4.0mm	4.12	4.0	●	2.80	2.0	3.45	T		✓	✓	✓	✓	✓	✓
● DCC40	Ø4.0mm	4.17	4.0	●	2.80	0.6	2.9	C		✓	✓	✓	✓	✓	✓
● DCT50	Ø5.0mm	5.12	5.0	●	3.83	2.0	4.2	T				✓	✓	✓	✓
● DCC50	Ø5.0mm	5.17	5.0	●	3.83	0.6	3.7	C				✓	✓	✓	✓
● DCT35-12D	Ø3.5mm	3.64	3.52	●	2.30	1.0	3.08	T	12°		✓	✓	✓	✓	✓
● DCC35-12D	Ø3.5mm	3.69	3.52	●	2.30	0.6	2.35	C	12°		✓	✓	✓	✓	✓
● DCT40-12D	Ø4.0mm	4.12	4.0	●	2.80	1.0	3.45	T	12°		✓	✓	✓	✓	✓
● DCC40-12D	Ø4.0mm	4.17	4.0	●	2.80	0.6	2.9	C	12°		✓	✓	✓	✓	✓
● DCT50-12D	Ø5.0mm	5.12	5.0	●	2.80	1.0	4.2	T	12°			✓	✓	✓	✓
● DCC50-12D	Ø5.0mm	5.17	5.0	●	2.80	0.6	3.7	C	12°			✓	✓	✓	✓



NOTE:

- All dimensions in this catalogue are in mm, unless otherwise specified.
- Not all products are cleared for sale in all countries.

For more information, please contact your
Southern Implants Representative or visit southernimplants.com



South Africa - Headquarters 1 Albert Road, Irene, RSA
T: +27-12-667-1046 | **E:** info@southernimplants.com

EC REP

Southern Implants Europe AB Holmgatan 30, S-791 71, Falun, Sweden
E: ecrep@southernimplants.com

Subsidiaries

Australia

Southern Implants Australia

T: +61-2-8076-9337

E: info@southernimplants.com.au

Spain and Portugal

Southern Implants Ibérica

T: +34 935 053 507

E: info@southernimplants.es

United Kingdom and Ireland

Southern Implants UK

T: +44-20-8899-6845 / 6 / 7

E: info@southernimplants.co.uk

USA and Canada

Southern Implants North America Inc.

T: +1-561-472-099

E: customercare@southernimplants.com

Southern Implants are distributed world-wide, please visit southernimplants.com for a list of Distributors.